



# UNIT LOAD DEVICES

## Aircraft Unit Load Device

“A standard-sized aircraft container unit used to facilitate rapid loading and unloading of aircraft having compatible handling and restraint systems.”


\* Without Local Tie Down

\*\*Heavy Duty Pallets are available/Weight Limitation Per Square 3,905 m<sup>2</sup>/800 ft<sup>2</sup>

Figures in the illustration reflect internal measurements. Unit cm.

### PALLET Base Size: 243 x 498 cm (96 x 196 in)

IATA ID Code (New)	PRA
IATA ID Code (Old)	-
ATA ID Code	-
Tare Weight	380 kg/838 lb
BUC Type	1P (96H)
Weight Limitation	
Max. Gross Weight	*9 601 kg/21 179 lb
Limitation per Square	3 905 m <sup>2</sup> /800 ft <sup>2</sup>
Loadable Comp't	M/D




Thickness: 5

B747F

### PALLET Base Size: 243 x 605 cm (96 x 238.5 in)

IATA ID Code (New)	PGE
IATA ID Code (Old)	P7E
ATA ID Code	M-2
Tare Weight	500 kg/1 102 lb
BUC Type	1 (96H)
Weight Limitation	
Max. Gross Weight	*11 340 kg/25 000 lb
Limitation per Square	3 905 m <sup>2</sup> /800 ft <sup>2</sup>
Loadable Comp't	M/D

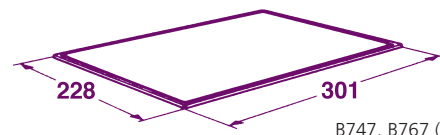


Thickness: 5

B747F

### PALLET Base Size: 243 x 317 cm (96 x 125 in)

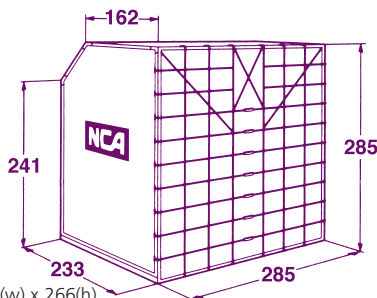
IATA ID Code (New)	PMP/PMC
IATA ID Code (Old)	P6P
ATA ID Code	-
Tare Weight	115 kg/254 lb
BUC Type	2H(118H) 2(96H)   2W(64H)
Weight Limitation	
Max. Gross Weight	*6 803 kg/15 000 lb   5 035 kg/11 100 lb
Limitation per Square	1 952m <sup>2</sup> /400ft <sup>2</sup>
Loadable Comp't	M/D   L/D



B747, B767 (DC-10, L-1011)

### CONTAINER Base Size: 243 x 317 cm (96 x 125 in) Height: 299 cm (118 in)

IATA ID Code (New)	AMD
IATA ID Code (Old)	AQ7
ATA ID Code	-
Tare Weight	270 kg/595 lb
BUC Type	2H
Weight Limitation	
Max. Gross Weight	6 803 kg/15 000 lb
Limitation per Square	1 952 m <sup>2</sup> /400 ft <sup>2</sup>
Internal Volume	19.9 m <sup>3</sup> /701 ft <sup>3</sup>




Door Size: 241(w) x 266(h)

B747F

### CONTAINER Base Size: 243 x 317 cm (96 x 125 in) Height: 243 cm (96 in)

IATA ID Code (New)	AMA
IATA ID Code (Old)	AQ6
ATA ID Code	M-1
Tare Weight	335 kg/739 lb
BUC Type	2
Weight Limitation	
Max. Gross Weight	6 803 kg/15 000 lb
Limitation per Square	1 952 m <sup>2</sup> /400 ft <sup>2</sup>
Internal Volume	17.7 m <sup>3</sup> /625 ft <sup>3</sup>



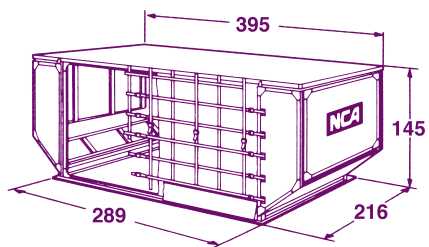
Door Size: 262(w) x 200(h)

B747F

# UNIT LOAD DEVICES

**CONTAINER Base Size: 223 x 317 cm (88 x 125 in) Height: 162 cm (64 in)**

IATA ID Code (New)	AAF
IATA ID Code (Old)	-
ATA ID Code	-
Tare Weight	260 kg/573 lb
BUC Type	5W
Weight Limitation	
Max. Gross Weight	4 626 kg/10 200 lb
Limitation per Square	1 952 m <sup>2</sup> /400 ft <sup>2</sup>
Internal Volume	9.91 m <sup>3</sup> /349 ft <sup>3</sup>

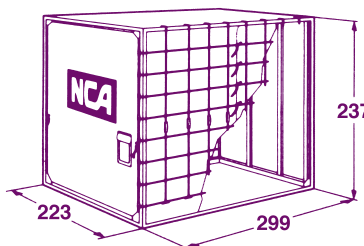


Door Size: 289(w) x 145(h)

B747, A300 (DC-10, L-1011)

**CONTAINER Base Size: 243 x 317 cm (96 x 125 in) Height: 243 cm (96 in)**

IATA ID Code (New)	AMA
IATA ID Code (Old)	AQ6
ATA ID Code	M-1
Tare Weight	285 kg/628 lb
BUC Type	2
Weight Limitation	
Max. Gross Weight	6 803 kg/15 000 lb
Limitation per Square	1 952 m <sup>2</sup> /400 ft <sup>2</sup>
Internal Volume	17.7 m <sup>3</sup> /625 ft <sup>3</sup>

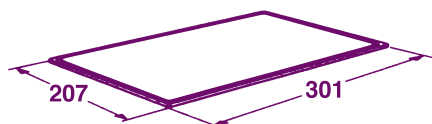


Door Size: 245(w) x 205(h)

B747F

**PALLET Base Size: 223 x 317 cm (88 x 125 in)**

IATA ID Code (New)	PAP/PAG	
IATA ID Code (Old)	P1P	
ATA ID Code	-	
Tare Weight	110 kg/243 lb	
BUC Type	2A(96H) 5(64H)	
Weight Limitation		
Max. Gross Weight	6 803 kg/15 000 lb	4 262 kg/10 200 lb
Limitation per Square	1 952 m <sup>2</sup> /400 ft <sup>2</sup>	
Loadable Comp't M/D	M/D	L/D



B747, B767, DC-8F, B707F (DC-10, L1011)

**PALLET Base Size: 153 x 317 cm (60.4 x 125 in)**

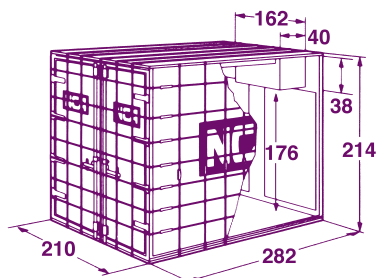
IATA ID Code (New)	PLB
IATA ID Code (Old)	-
ATA ID Code	-
Tare Weight	90 kg/198 lb
BUC Type	-
Weight Limitation	
Max. Gross Weight	3 175 kg/7 000 lb
Limitation per Square	976 m <sup>2</sup> /200 ft <sup>2</sup>



B747

**REFCON Base Size: 243 x 317 cm (96 x 125 in) Height: 243 cm (96 in)**

IATA ID Code (New)	MMA
IATA ID Code (Old)	MQ6
ATA ID Code	-
Tare Weight	1 000 kg/2 205 lb
BUC Type	-
Weight Limitation	
Max. Gross Weight	6 803 kg/15 000 lb
Limitation per Square	1 952 m <sup>2</sup> /400 ft <sup>2</sup>
Internal Volume	13.7 m <sup>3</sup> /483 ft <sup>3</sup>

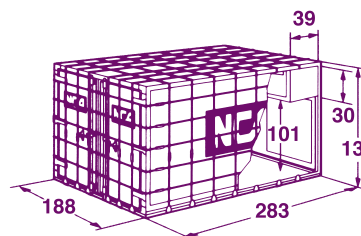


Door Size: 207(w) x 216(h) Dry Ice: Max 100 kg

B747F

**REFCON Base Size: 223 x 317 cm (88 x 125 in) Height: 162 cm (64 in)**

IATA ID Code (New)	MAP
IATA ID Code (Old)	MA2
ATA ID Code	-
Tare Weight	840 kg/1 852 lb
BUC Type	-
Weight Limitation	
Max. Gross Weight	4 626 kg/10 200 lb
Limitation per Square	1 952 m <sup>2</sup> /400 ft <sup>2</sup>
Internal Volume	9.0 m <sup>3</sup> /318 ft <sup>3</sup>

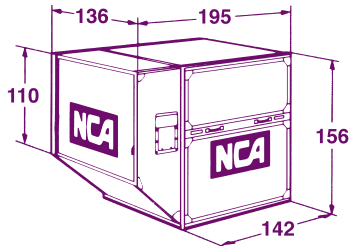


Door Size: 188(w) x 129(h) Dry Ice: Max 80 kg. B747, B767, A300 (DC-10, L-1011)

# UNIT LOAD DEVICES

## CONTAINER Base Size: 153 x 156 cm (60.4 x 61.5 in) Height: 162 cm (64 in)

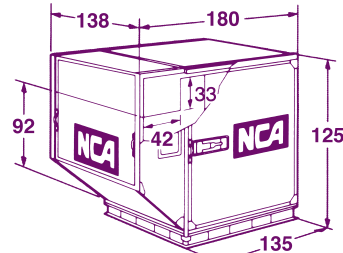
IATA ID Code (New)	AKE
IATA ID Code (Old)	AVE
ATA ID Code	LD-3
Tare Weight	95 kg/209 lb 90 kg/198 lb without shelf
BUC Type	8
Weight Limitation	
Max. Gross Weight	1 587 kg/3 500 lb
Limitation per Square	976 m <sup>2</sup> /200 ft <sup>2</sup>
Internal Volume	4.3 m <sup>3</sup> /152 ft <sup>3</sup>



Door Size: 116(w) x 140(h) B747, B767, A300 (DC-10, L-1011)

## REFCON Base Size: 153 x 156 cm (60.4 x 61.5 in) Height: 162 cm (64 in)


IATA ID Code (New)	MKN
IATA ID Code (Old)	AVE
ATA ID Code	LD-3
Tare Weight	320 kg/705 lb
BUC Type	8
Weight Limitation	
Max. Gross Weight	1 587 kg/3 500 lb
Limitation per Square	976 m <sup>2</sup> /200 ft <sup>2</sup>
Internal Volume	3.4 m <sup>3</sup> /120 ft <sup>3</sup>



Door Size: 133(w) x 130(h) Dry Ice: Max 40 kg B747, B767, A300 (DC-10, L-1011)

## GARMENT Base Size: 243 x 317 cm (96 x 125 in) Height: 243 cm (96 in)

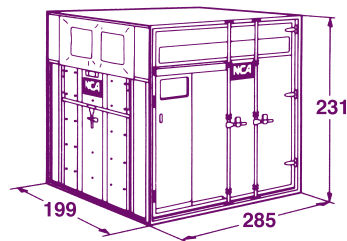
IATA ID Code (New)	UMB
IATA ID Code (Old)	-
ATA ID Code	M-1
Tare Weight	655 kg/1 443 lb
BUC Type	2
Weight Limitation	
Max. Gross Weight	6 803 kg/15 000 lb
Limitation per Square	1 952 m <sup>2</sup> /400 ft <sup>2</sup>
Internal Volume	14.7 m <sup>3</sup> /521 ft <sup>3</sup>



Door Size: 277(w) x 193(h) GOH HANG Max 3,500 kg B747F

## HORSE STALL Base Size: 243 x 317 cm (96 x 125 in) Height: 243 cm (96 in)

IATA ID Code (New)	HMA
IATA ID Code (Old)	-
ATA ID Code	-
Tare Weight	920 kg/2 208 lb
BUC Type	-
Weight Limitation	
Max. Gross Weight	6 803 kg/15 000 lb
Limitation per Square	1 952 m <sup>2</sup> /400 ft <sup>2</sup>
Internal Volume	14.7 m <sup>3</sup> /519 ft <sup>3</sup>



B747F

## GARMENT Base Size: 223 x 317 cm (88 x 125 in) Height: 162 cm (64 in)


IATA ID Code (New)	AAP
IATA ID Code (Old)	AA2
ATA ID Code	-
Tare Weight	225 kg/496 lb
BUC Type	5
Weight Limitation	
Max. Gross Weight	4 626 kg/10 200 lb
Max. Roof Load	1 500 kg/3 307 lb
Internal Volume	10.4 m <sup>3</sup> /367 ft <sup>3</sup>



Door Size: 303(w) x 153(h) B747, B767, A300 (DC-10, L-1011)

## CATTLE PEN Base Size: 223 x 317 cm (88 x 125 in) Height: 122 cm (48 in)

IATA ID Code (New)	KAP
IATA ID Code (Old)	-
ATA ID Code	-
Tare Weight	225 kg/495 lb
BUC Type	-
Weight Limitation	
Max. Gross Weight	6 033 kg/13 300 lb
Limitation per Square	1 952 m <sup>2</sup> /400 ft <sup>2</sup>
Internal Volume	7.9 m <sup>3</sup> /278 ft <sup>3</sup>



B747, B767, A300 (DC-10, L-1011)